






NOiD - DCS – X52 PRO Profile for RAZBAM M-2000C

V 2.1 Last Update : 18/12/2016

WEAPONS	SYSTEMS	CRUISE	WEAPONS alt	SYSTEMS alt	CRUISE alt	WEAPONS alt 2	SYSTEMS alt 2	CRUISE alt 2	TRIM M1	TRIM M2	TRIM M3
Mode 1	Mode 2	Mode 3	Mode 1 + Pinkie	Mode 2 + Pinkie	Mode 3 + Pinkie	Mode 1 + Clutch	Mode 2 + Clutch	Mode 3 + Clutch	Mode 1 + Clutch + Pinkie	Mode 2 + Clutch + Pinkie	Mode 3 + Clutch + Pinkie
			<div>Pinkie :</div> 			<div>Clutch :</div> 			<div>Clutch + Pinkie :</div> 		
① MAPPED ONLY FOR TRIM/ PINKIE ON POV HAT !											

Clutch and Pinkie won't act as buttons. Here, both are used as modifiers to extend the number of customizable inputs.

Commands marked by **, ** or ** are assigned ingame. All axis are assigned ingame and most have custom curves.

Commands marked by ***, *** or *** are used for TrackIR and TeamSpeak, or Simple Radio. "Center TrackIR" don't interfere with the game as (Numpad5) centers either TrackIR or View in this profile. "TrackIR Pause" : (LCtrl+LShift+F1), "SPEAK" can also be changed according to your own TS settings, currently it is : (LCtrl+LShift+?).

*DEFAULT BEHAVIOR IN MODES 1-2-3 (mouse left click will be a mouse left click, etc ...).

POV 2	WEAPONS	SYSTEMS	CRUISE	WEAPONS alt	SYSTEMS alt	CRUISE alt	WEAPONS alt 2	SYSTEMS alt 2	CRUISE alt 2
ZOOM -	ZOOM -	ZOOM -	AUTOPILOT ON/OFF	AP STDBY/RESET TRIM	AP STDBY/RESET TRIM	AUTOPILOT ON/OFF	CENTER CAMERA & TRACKIR ***	CENTER CAMERA & TRACKIR ***	CENTER CAMERA & TRACKIR ***
ZOOM +	ZOOM +	ZOOM +	AP STDBY/RESET TRIM	COMM MENU	COMM MENU	AP STDBY/RESET TRIM	CENTER RADAR	CENTER RADAR	CENTER RADAR
NOSE STEERING / IFF	NOSE STEERING / IFF	NOSE STEERING / IFF	COMM MENU	NIGHTVISION (MOD REQUIRED)	NIGHTVISION (MOD REQUIRED)	NOSE STEERING / IFF	RADAR START	RADAR START	RADAR START
SPEAK	SPEAK	SPEAK	NIGHTVISION (MOD REQUIRED)			SPEAK	RADAR EMIT	RADAR EMIT	RADAR EMIT

FIRE C	WEAPONS	SYSTEMS	CRUISE	WEAPONS alt	SYSTEMS alt	CRUISE alt	WEAPONS alt 2	SYSTEMS alt 2	CRUISE alt 2
SPOILERS	SPOILERS	SPOILERS	MAGIC SLAVE/INS	CHANGE DIALOG	ATC	MAP	MAP	MAP	MAP

FIRE E	WEAPONS	SYSTEMS	CRUISE	WEAPONS alt	SYSTEMS alt	CRUISE alt	WEAPONS alt 2	SYSTEMS alt 2	CRUISE alt 2
JAMMER VEI	LANDING GEAR	LANDING GEAR	JAMMER (J)	BRAKES	BRAKES	PARKING BRAKE ON	PARKING BRAKE ON	PARKING BRAKE ON	PARKING BRAKE ON

ROTARY 2	WEAPONS	SYSTEMS	CRUISE	WEAPONS alt	SYSTEMS alt	CRUISE alt	WEAPONS alt 2	SYSTEMS alt 2	CRUISE alt 2
EMERGENCY THROTTLE	EMERGENCY THROTTLE	EMERGENCY THROTTLE							

FIRE D	WEAPONS	SYSTEMS	CRUISE	WEAPONS alt	SYSTEMS alt	CRUISE alt	WEAPONS alt 2	SYSTEMS alt 2	CRUISE alt 2
CMS	CMS	CMS	PANIC	PANIC	PANIC	PARKING BRAKE OFF	PARKING BRAKE OFF	PARKING BRAKE OFF	PARKING BRAKE OFF

SLIDER	WEAPONS	SYSTEMS	CRUISE	WEAPONS alt	SYSTEMS alt	CRUISE alt	WEAPONS alt 2	SYSTEMS alt 2	CRUISE alt 2
ZOOM**	ZOOM**	ZOOM**							

ROTARY 1	WEAPONS	SYSTEMS	CRUISE	WEAPONS alt	SYSTEMS alt	CRUISE alt	WEAPONS alt 2	SYSTEMS alt 2	CRUISE alt 2
RADAR AZIMUTH AXIS **	RADAR AZIMUTH AXIS **	RADAR AZIMUTH AXIS **							

MOUSE	WEAPONS	SYSTEMS	CRUISE	WEAPONS alt	SYSTEMS alt	CRUISE alt	WEAPONS alt 2	SYSTEMS alt 2	CRUISE alt 2
REFUEL SWITCH ON	REFUEL SWITCH ON	REFUEL SWITCH ON							
REFUEL SWITCH OFF	REFUEL SWITCH OFF	REFUEL SWITCH OFF							
REFUEL LIGHT ON	REFUEL LIGHT ON	REFUEL LIGHT ON							
REFUEL LIGHT OFF	REFUEL LIGHT OFF	REFUEL LIGHT OFF							

MOUSE LEFT CLICK	WEAPONS	SYSTEMS	CRUISE	WEAPONS alt	SYSTEMS alt	CRUISE alt	WEAPONS alt 2	SYSTEMS alt 2	CRUISE alt 2
*MOUSE LEFT CLICK	LOCK VIEW	LOCK VIEW	LOCK VIEW						

MOUSE WHEEL & WHEEL CLICK	WEAPONS	SYSTEMS	CRUISE	WEAPONS alt	SYSTEMS alt	CRUISE alt	WEAPONS alt 2	SYSTEMS alt 2	CRUISE alt 2
*MOUSE WHEEL									
*MOUSE RIGHT CLICK									

POV 3	WEAPONS	SYSTEMS	CRUISE	WEAPONS alt	SYSTEMS alt	CRUISE alt	WEAPONS alt 2	SYSTEMS alt 2	CRUISE alt 2
COCKPIT VIEW	COCKPIT VIEW	COCKPIT VIEW	KNEEBOARD TOGGLE	KNEEBOARD TOGGLE	KNEEBOARD TOGGLE	COCKPIT VIEW UP	COCKPIT VIEW UP	COCKPIT VIEW UP	COCKPIT VIEW UP
EXTERNAL VIEW	EXTERNAL VIEW	EXTERNAL VIEW	KNEEBOARD SHOW	KNEEBOARD SHOW	KNEEBOARD SHOW	COCKPIT VIEW DOWN	COCKPIT VIEW DOWN	COCKPIT VIEW DOWN	COCKPIT VIEW DOWN
TAIL VIEW	TAIL VIEW	TAIL VIEW	KNEEBOARD PREVIOUS PAGE	KNEEBOARD PREVIOUS PAGE	KNEEBOARD PREVIOUS PAGE	COCKPIT VIEW LEFT	COCKPIT VIEW LEFT	COCKPIT VIEW LEFT	COCKPIT VIEW LEFT
FLYBY VIEW	FLYBY VIEW	FLYBY VIEW	KNEEBOARD NEXT PAGE	KNEEBOARD NEXT PAGE	KNEEBOARD NEXT PAGE	COCKPIT VIEW RIGHT	COCKPIT VIEW RIGHT	COCKPIT VIEW RIGHT	COCKPIT VIEW RIGHT

LAUNCH	WEAPONS	SYSTEMS	CRUISE	WEAPONS alt	SYSTEMS alt	CRUISE alt	WEAPONS alt 2	SYSTEMS alt 2	CRUISE alt 2
FIRE	MAIN POWER ON/OFF	MAIN POWER ON/OFF	RESPAWN MULTIPLAYER	RESPAWN MULTIPLAYER	RESPAWN MULTIPLAYER				

FIRE A	WEAPONS	SYSTEMS	CRUISE	WEAPONS alt	SYSTEMS alt	CRUISE alt	WEAPONS alt 2	SYSTEMS alt 2	CRUISE alt 2
MASTER ARM	SMOKE	SMOKE	RADAR RANGE +	SHUTDN ENGINE	RADAR RANGE +	RADAR ALTIMETER ON	RADAR ALTIMETER ON	RADAR ALTIMETER ON	RADAR ALTIMETER ON

FIRE B	WEAPONS	SYSTEMS	CRUISE	WEAPONS alt	SYSTEMS alt	CRUISE alt	WEAPONS alt 2	SYSTEMS alt 2	CRUISE alt 2
RADAR PPI MODE	HELMET VISOR	HELMET VISOR	RADAR RANGE -	START ENGINE	RADAR RANGE -	RADAR ALTIMETER OFF	RADAR ALTIMETER OFF	RADAR ALTIMETER OFF	RADAR ALTIMETER OFF

TRIGGER	WEAPONS	SYSTEMS	CRUISE	WEAPONS alt	SYSTEMS alt	CRUISE alt	WEAPONS alt 2	SYSTEMS alt 2	CRUISE alt 2
LOCK	LOCK	LOCK	UNLOCK	UNLOCK	UNLOCK	TRACKIR PAUSE ***	TRACKIR PAUSE ***	TRACKIR PAUSE ***	TRACKIR PAUSE ***

2 ND TRIGGER	WEAPONS	SYSTEMS	CRUISE	WEAPONS alt	SYSTEMS alt	CRUISE alt	WEAPONS alt 2	SYSTEMS alt 2	CRUISE alt 2
FIRE GUNS	LANDING CHUTE	LANDING CHUTE							

POV 1	WEAPONS	SYSTEMS	CRUISE	WEAPONS alt	SYSTEMS alt	CRUISE alt	WEAPONS alt 2	SYSTEMS alt 2	CRUISE alt 2
VIEW UP	VIEW UP	VIEW UP	RADAR AIM DOWN	RADAR AIM DOWN	RADAR AIM DOWN	AP LEVEL FLIGHT	AP LEVEL FLIGHT	AP LEVEL FLIGHT	TRIM PITCH DOWN
VIEW DOWN	VIEW DOWN	VIEW DOWN	RADAR AIM UP	RADAR AIM UP	RADAR AIM UP	AP ROUTE FOLLOW	AP ROUTE FOLLOW	AP ROUTE FOLLOW	TRIM PITCH UP
VIEW RIGHT	VIEW RIGHT	VIEW RIGHT	RADAR AIM LEFT	RADAR AIM LEFT	RADAR AIM LEFT	SPECIAL MODE FORWARD	SPECIAL MODE FORWARD	SPECIAL MODE FORWARD	TRIM LEFT
VIEW LEFT	VIEW LEFT	VIEW LEFT	RADAR AIM RIGHT	RADAR AIM RIGHT	RADAR AIM RIGHT	SPECIAL MODE AFT	SPECIAL MODE AFT	SPECIAL MODE AFT	TRIM RIGHT

TOGGLES	WEAPONS	SYSTEMS	CRUISE	WEAPONS alt	SYSTEMS alt	CRUISE alt	WEAPONS alt 2	SYSTEMS alt 2	CRUISE alt 2
CLOSE AIR COMBAT	ALTI PRESSURE	NAVIGATION MODE	SELECT STORES 2	TIME +	NAVIGATION LIGHTS	PCA 1 SELECT	PCA 1 SELECT	PCA 1 SELECT	PCA 1 SELECT
MAGIC II MODE	ALTI PRESSURE +	WHEELBRAKE	SELECT STORES 3	TIME -	ANTICOLLISION LIGHTS	PCA 2 SELECT	PCA 2 SELECT	PCA 2 SELECT	PCA 2 SELECT
GUN MODE	CONSOLE LIGHTS ON	DASHBOARD LIGHTS	SELECT STORES 4	DISPLAY PILOT	FORMATION LIGHTS	PCA 3 SELECT	PCA 3 SELECT	PCA 3 SELECT	PCA 3 SELECT
REFUEL & RELOAD	FLOOD LIGHTS TOGGLE	FLOOD LIGHTS MEDIUM	FOLLOW LAUNCHED	DISPLAY BRIEFING	LANDING LIGHTS	PCA 4 SELECT	PCA 4 SELECT	PCA 4 SELECT	PCA 4 SELECT
EJECT (3X)	EJECT (X3)	EJECT (X3)	RESET MASTER WARNING	TOGGLE LABELS	CANOPY OPEN/CLOSE	PCA 5 SELECT	PCA 5 SELECT	PCA 5 SELECT	PCA 5 SELECT
PAUSE	PAUSE	PAUSE	MENU	MENU	MENU	FLASHLIGHT	FLASHLIGHT	FLASHLIGHT	FLASHLIGHT

Remarks : Throttle slider is set with an incremental profile which gives you 5 levels of zoom, this to avoid jittering which might happen on some x52s. This profile will evolve with my modifications but might have to be reworked if RAZBAM updates the M2k.

Instructions : Copy DCS - M-2000C.pr0 file to C:\Users\Public\Documents\SmartTechnology Profiles. Copy X52DCS-m2000c-2.1-[keyboard-x52-...].diff file to your game directory, launch DCS and load the file from the key binding menu to the corresponding Aircraft

[Keyboard-x52-...] Setup. Copy the DCS_NOiD.xml to C:\Users\XXXXXX\AppData\Roaming\NaturalPoint\TrackIR 5\Profiles.

Warning : Use this Profile only with the custom DCS key/Axis Config/TrackIR files provided. Else you'll have to remap the ingame Key/Axis, my setup is almost vanilla but there are differences (X52DCS-XXXXXX.diff).